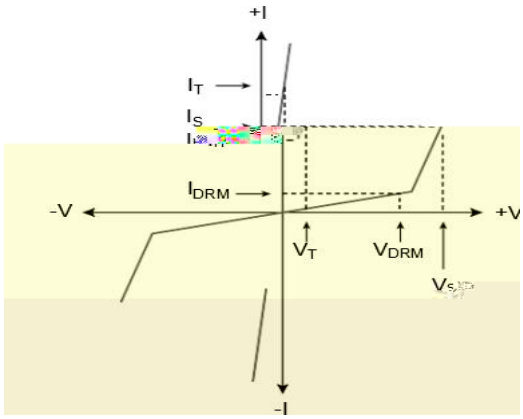
+I
I_T
I_S
I_{DRM}
-V
+V
V_T
V_{DRM}
V_S
-I

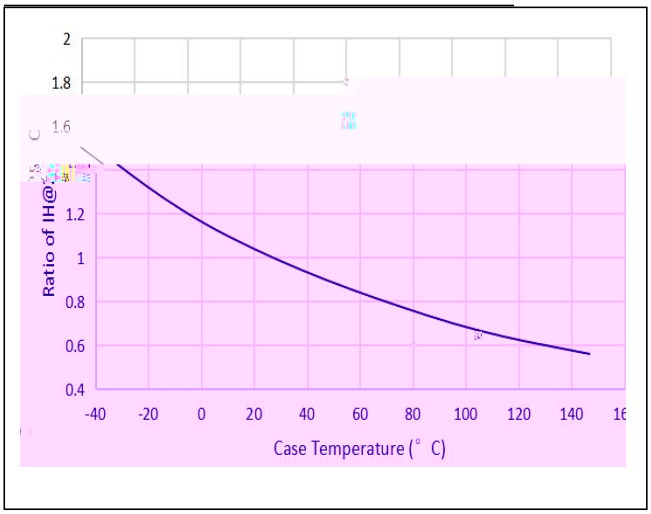
2
1.8
1.6
1.2
1
0.8
0.6
0.4
-40
-20
0
20
40
60
80
100
120
140
Ratio of IH@
Case Temperature (° C)

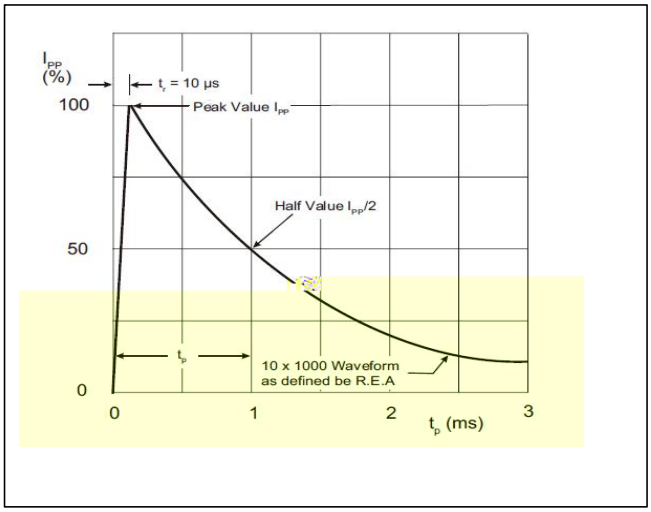
I_{PP} (%)
t_r = 10 µs
100
Peak Value I_{PP}
Half Value $I_{PP}/2$
50
t_p
10 x 1000 Waveform
as defined be R.E.A
0
0
1
2
3
t_p (ms)

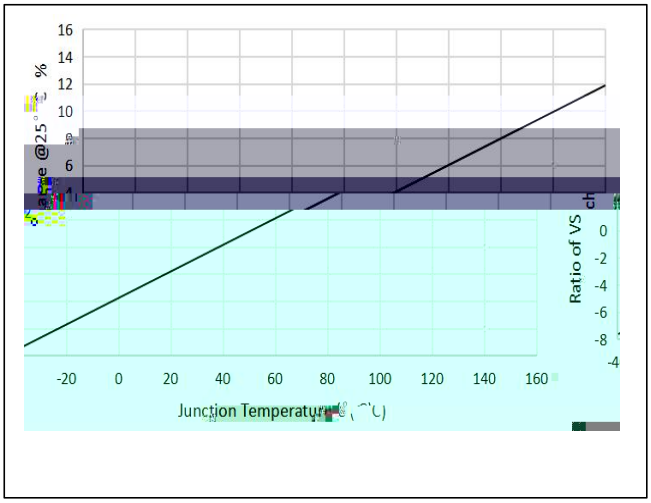
16
14
12
10
6
%
0
-2
-4
-6
-8
Ratio of VS
-20
0
20
40
60
80
100
120
140
160
Junction Temperature

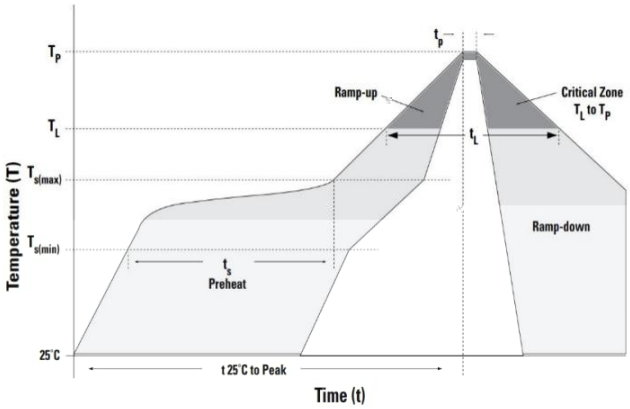
t_p
T_P
Ramp-up
Critical Zone
T_L to T_P
T_L
t_L
$T_{s(max)}$
$T_{s(min)}$
Temperature (T)
Ramp-down
t_s
Preheat
25°C
t 25°C to Peak
Time (t)

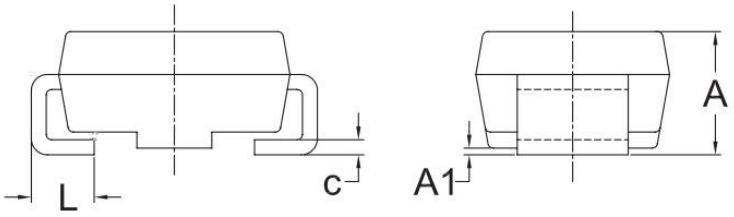

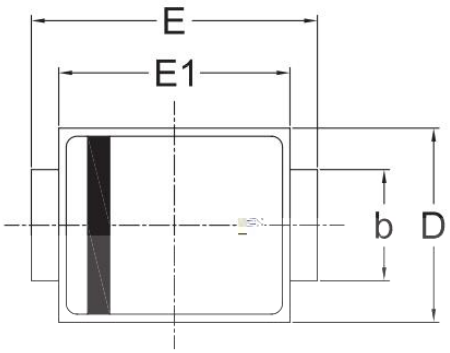

UNIT	A	A1	b	c	D	E	E1	L
mm Max	2.83	0.30	3.10	0.25				

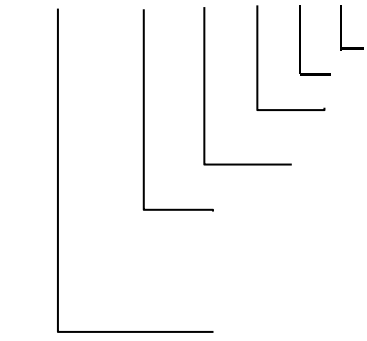

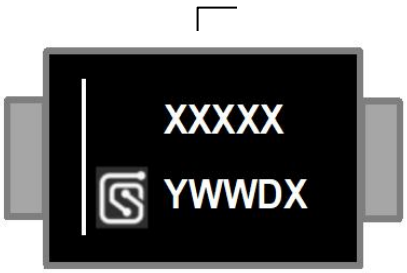

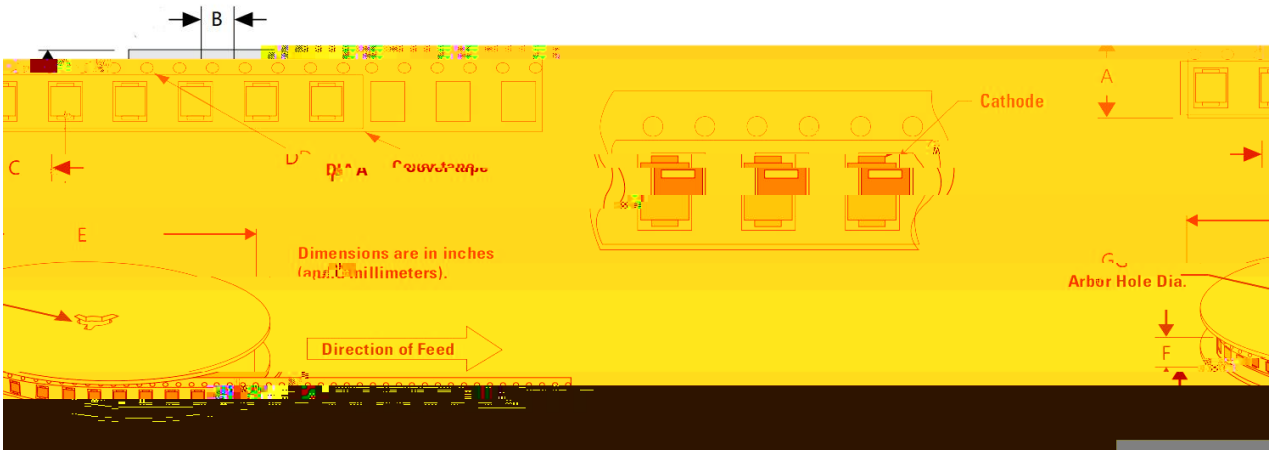
B
C
E
A
Cathode
Dimensions are in inches
(and millimeters).
Arbor Hole Dia.
Direction of Feed
F

